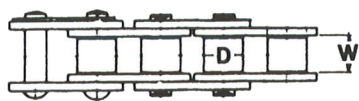
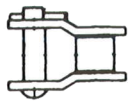


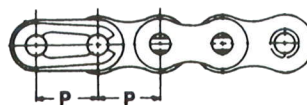
FARM CHAIN PRODUCT SERIES



Connecting Link



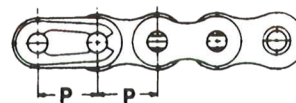
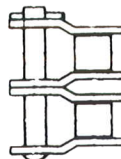
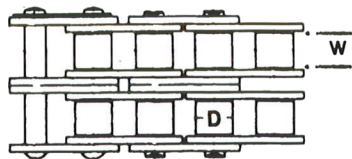
Offset Link



Connecting Link



Offset Link



SPECIFICATIONS

	ANSI NO.	TRU-PITCH Part No.	D.I.D. Part No.	Basic Dimensions (in)			Minimum Tensile Strength (lbs)*		
				Pitch (P)	RL Width (W)	Roller Dia (D)	ANSI	TRU-PITCH	D.I.D.
ANSI Single Strand	35	TRC35-MD	RC35-MD	0.375	0.188	0.200	1,760	1,760	1,980
	41	TRC41-MD	RC41-MD	0.500	0.251	0.306	1,500	1,500	1,980
	40	TRC40-MD	RC40-MD	0.500	0.313	0.312	3,125	3,125	3,520
	50	TRC50-MD	RC50-MD	0.625	0.375	0.400	4,880	4,880	5,940
	60	TRC60-MD	RC60-MD	0.750	0.500	0.469	7,030	7,030	7,920
	80	TRC80-MD	RC80-MD	1.000	0.625	0.625	12,500	12,500	16,060
	100	TRC100-MD	RC100-MD	1.250	0.750	0.750	19,530	20,114	24,200
	120	TRC120-MD	RC120-MD	1.500	1.000	0.875	28,125	28,864	33,000
	140	TRC140-MD	RC140-MD	1.750	1.000	1.000	38,280	39,182	43,340
	160	TRC160-MD	RC160-MD	2.000	1.250	1.125	50,000	51,545	55,000
	180	TRC180-MD	RC180-MD	2.250	1.406	1.406	63,280	63,682	74,000
	200	TRC200-MD	RC200-MD	2.500	1.500	1.562	78,125	80,409	96,800
240	TRC240-MD	RC240-MD	3.000	1.875	1.875	112,500	115,977	139,700	
ANSI Double Strand	35-2	TRD35-MD	RD35-MD	0.375	0.188	0.200	3,520	3,520	3,960
	40-2	TRD40-MD	RD40-MD	0.500	0.312	0.312	6,250	6,250	7,040
	50-2	TRD50-MD	RD50-MD	0.625	0.375	0.400	9,760	9,760	11,880
	60-2	TRD60-MD	RD60-MD	0.750	0.500	0.469	14,060	14,060	15,840
ANSI Heavy	50H	TRH50-MD	RC50HR	0.625	0.375	0.400	4,880	5,874	6,100
	60H	TRH60-MD	RC60R-MD	0.750	0.500	0.469	7,030	8,426	8,788
	80H	TRH80-MD	RH80R-MD	1.000	0.625	0.625	12,500	17,600	15,625
	60-2H	TRD60H-MD	RD60H-MD	0.750	0.500	0.469	14,060	16,852	17,576
"A" Type Double Pitch	A2040	TRA2040-MD	RA2040-MD	1.000	0.313	0.312	3,125	3,125	3,520
	A2050	TRA2050-MD	RA2050-MD	1.250	0.375	0.472	4,880	4,880	5,940
	A2060	TRA2060-MD	RA2060R-MD	1.500	0.500	0.594	7,030	7,030	7,920
Chain Breakers	PE2560	Applicable to ANSI 25 - 60, 2040 - 2060 (includes heavy type and multi strands)							
	PE60100	Applicable to ANSI 60 - 100, 2060 - 2100 (includes heavy type and multi strands)							
Chain Holders	CH35-60	Applicable to ANSI 35 - 60, 2040 - 2060 (includes heavy type and multi strands)							
	CH60-160	Applicable to ANSI 60 - 160, 2060 - 2160 (includes heavy type and multi strands)							

*Numbers show the minimum tensile strength. Average tensile strength is higher than the above numbers.

D.I.D.[®]



TRU-PITCH[®]



D.I.D.[®]

TRU-PITCH[®]

1031 Fred White Blvd., Portland, TN 37148 • 866.219.9972 • FAX 615.323.4015
www.daidocorp.com